



To: Interested Parties

From: Bradley Honan
Honan Strategy Group

Re: NYC Poll: ICE Raids

Date: January 12, 2026

I. Overview:

Honan Strategy Group's **5 Borough Barometer** sought to gauge the public perceptions of NYC voters towards Mayor Mamdani and the climate towards the business community.

Survey details: The **5 Borough Barometer** surveyed **848** likely NYC general election voters (text-to-web), **Dec. 4–12, 2025**; achieving an overall **±3.36%** margin of error (95% confidence; higher among subgroups).

The survey was undertaken independently by Honan Strategy Group. It was conducted for our own research and public-interest reporting, and **was not** commissioned, funded, or authorized on behalf of any individual candidate, campaign, political committee, independent expenditure committee, advocacy group, or other political entity.

II. Critical Insights:

Honan Strategy Group's latest 5 Borough Barometer finds New York City voters broadly opposed to federal immigration raids and wary of any local law-enforcement role in supporting them.

Two-thirds of voters (67%) oppose ICE raids being conducted in NYC and just 32% are in support of them. A majority of New York City voters (55%) want ICE to stop conducting raids in the city entirely, while far fewer want an increase in enforcement (17%) or a pullback (14%); 11% say the raids should continue at current levels.

Voters also lean decisively toward maintaining sanctuary protections and limiting NYPD involvement. A majority (52%) say the NYPD should follow sanctuary restrictions and not assist ICE, compared with 30% who want full cooperation, and 17% who support providing only limited involvement such as crowd control.

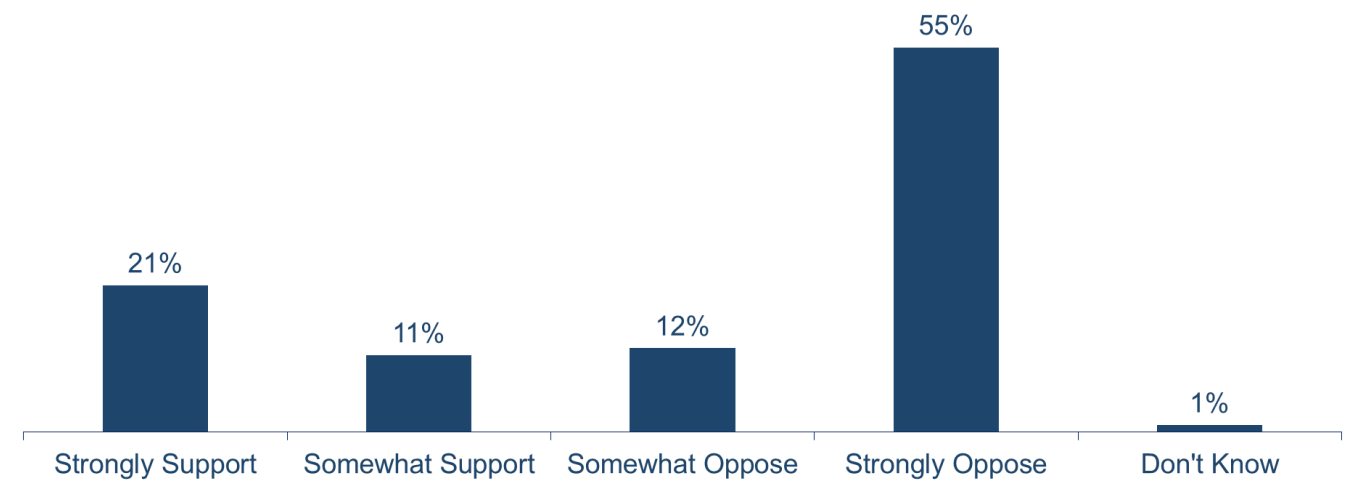
Underneath those preferences is a clear narrative divide among New York City voters: 66% say ICE raids create fear, chaos, and endanger immigrant communities, while 30% argue raids are necessary to enforce immigration laws and keep order. Furthermore, 58% say the NYPD should refuse involvement to protect New York's sanctuary laws versus 35% who say the NYPD should assist ICE if federal agents request help during raids.

III. Key Findings:

Here are the key data points for the specific questions that were posed to New York City voters.

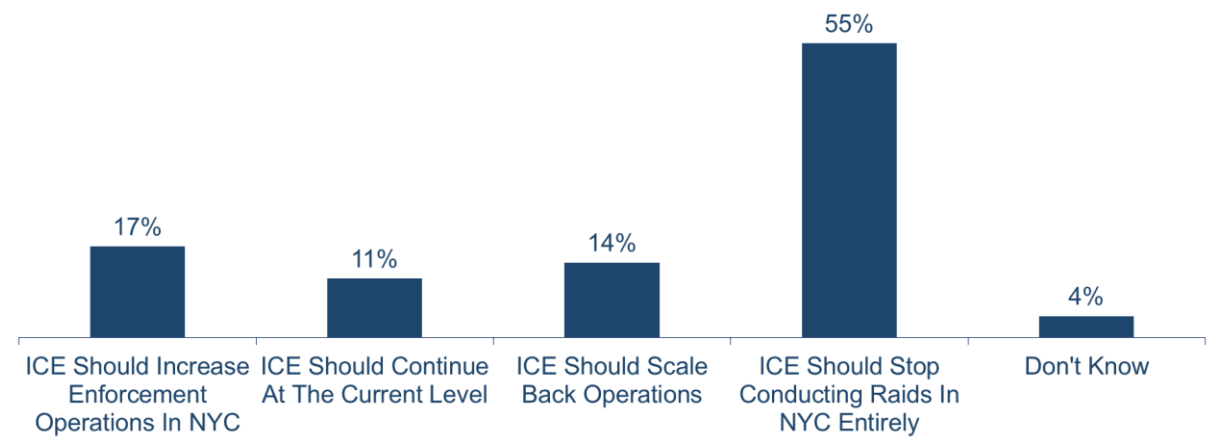
67% oppose federal immigration raids being conducted in NYC, while 32% support them.

Question Text: Do you support or oppose federal immigration raids being conducted in New York City?



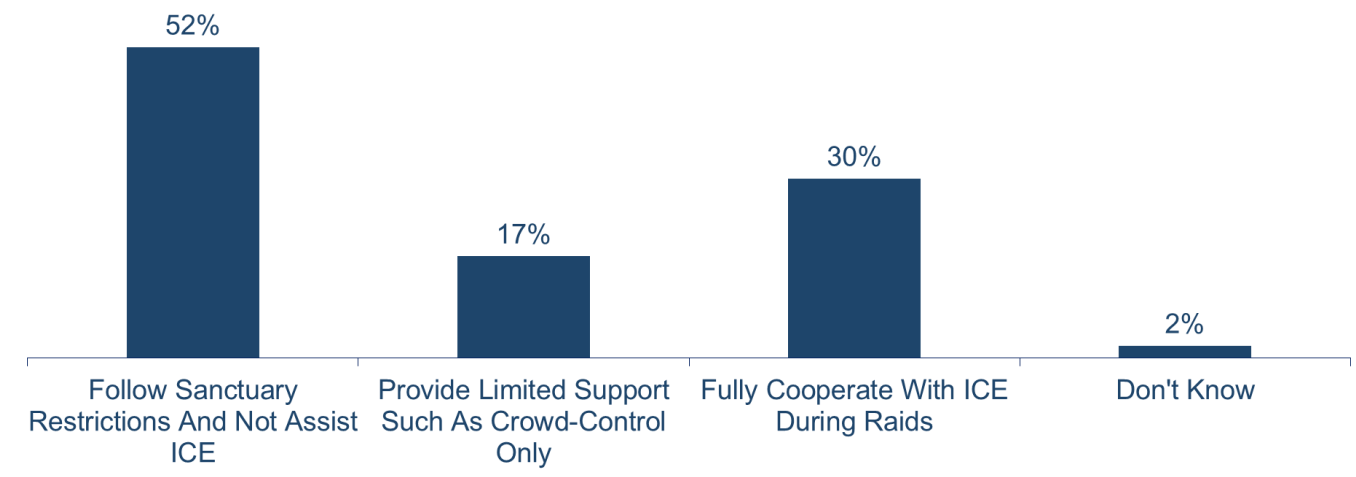
In terms of opinions about recent ICE raids, 55% say that ICE should stop conducting raids in NYC entirely, 17% say that ICE should increase enforcement operations in NYC, 14% say ICE should scale back operations, and 11% say that ICE should continue at the current levels.

Question Text: Which comes closest to your view about recent ICE raids in neighborhoods like Chinatown, Canal Street, Corona, and Sunset Park?



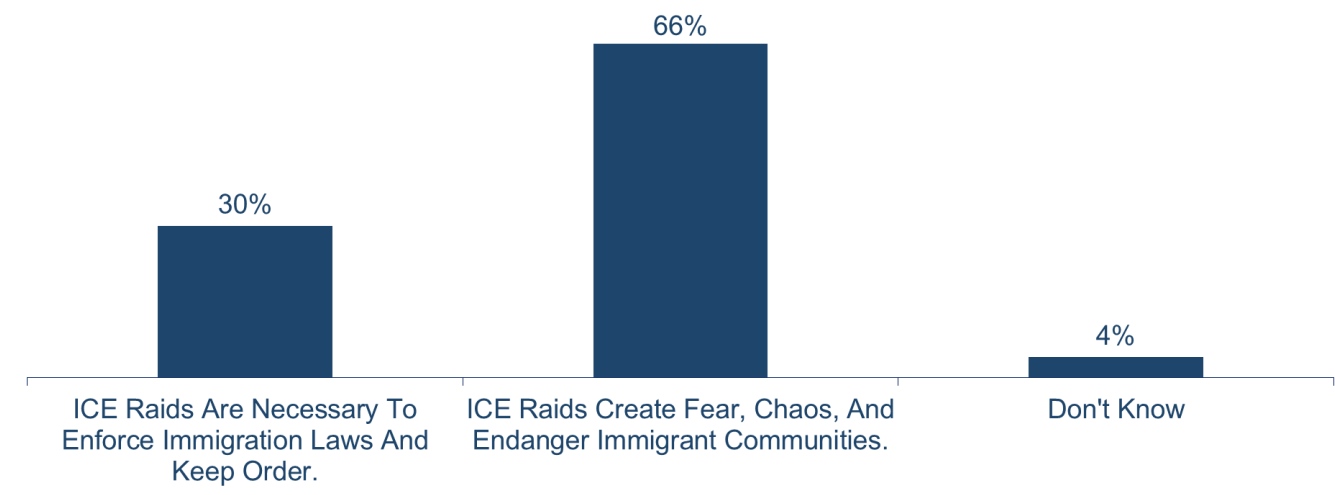
52% of New York City voters feel that the NYPD should follow sanctuary restrictions and not assist ICE, 30% say the NYPD should fully cooperate with ICE during Raids, and 17% say the NYPD should provide limited support, such as crowd-control only.

Question Text: New York City's sanctuary laws prevent the NYPD from helping ICE make immigration arrests. Do you think the NYPD should . . . ?



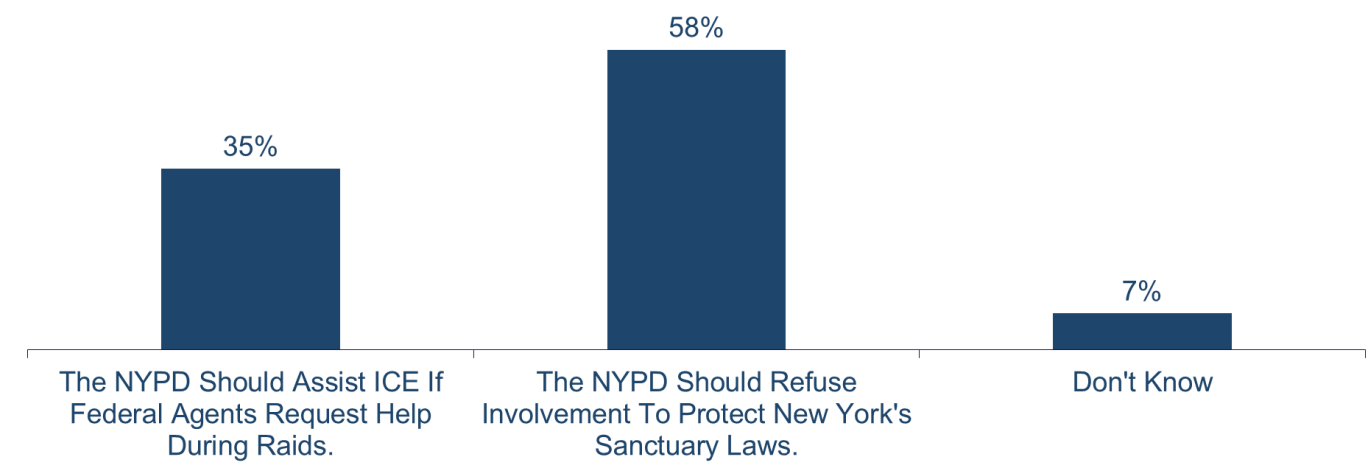
66% of New York City voters say that ICE raids create fear, chaos, and endanger immigrant communities, versus 30% who say that ICE raids are necessary to enforce immigration laws and keep order.

Question Text: Which statement comes closer to your view?



58% of New York City voters say that the NYPD should refuse involvement to protect New York's sanctuary laws, versus 35% who say that the NYPD should assist ICE if federal agents request help during raids.

Question Text: Which statement comes closer to your view?



IV. Detailed Survey Methodology:

Honan Strategy Group's **5 Borough Barometer** survey was conducted based on the parameters outlined below.

- A total of 848 survey interviews were conducted among likely New York City General Election voters – voters from all political parties.
- The survey was conducted using a text-to-web methodology, and the dates of interviewing were from December 4-12, 2025.
- The overall margin of sampling error was = +/-3.36% at the 95% confidence level and higher among subgroups.
- The survey sampling frame was drawn to reflect the known population characteristics of New York City voters across demographics (age, race, gender) and political geography (County/Borough).

V. About Honan Strategy Group:

Honan Strategy Group is a NYC-based polling, data analytics, and strategy firm with **25 years of experience across New York City and New York State**, and a track record of working for **marquee political leaders, campaigns, advocacy organizations, and major institutions.**

Honan Strategy has been repeatedly named to top industry lists, including the Political Consultants Power Lists, as a PoliticsNY's Power Player, and Power Players in PR & Lobbying.

Bradley Honan serves as Co-President of the New York Metro Chapter of the American Association of Political Consultants and is frequently called on to help judge submissions to the Pollie Awards.

